Co-funded by
the European Union

MODULE 2 · FREELANCER-TO-STARTUP TOOLKIT

Test It for Real

Lean start-up & digital innovation, test a real service cheaply, read the evidence honestly, and use everyday AI to punch above your weight.





Co-funded by the European Union. Views and opinions expressed are however those of the author(s) only and do not necessarily reflect those of the European Union or the European Education and Culture Executive Agency (EACEA). Neither the European Union nor EACEA can be held responsible for them. · Erasmus+ KA210-YOU · Project 2025-1-SI02-KA210-YOU-000365490

MODULE TWO

Test It for Real

02

Will anyone actually pay for it? Replace guessing with cheap, fast tests, before you sink weeks into the wrong idea.

Module 1 helped you map your business and define an offer. Module 2 asks the harder, more honest question, **will anyone actually pay for it?** The mindset shift is everything: from "build it and hope" to **"run a small experiment and find out."**



By the end, a participant can

- Run the Build–Measure–Learn loop on a real offer, cheaply and fast.
- Design a service MVP and do customer discovery without pitching.
- Tell strong evidence from weak praise, and use everyday AI responsibly.

~3 hrs facilitated | 3 facilitator-led + 2 self-directed | Localised · PT · LT · SI | Youthpass · Entrepreneurship + digital

CONCEPTS IN THIS MODULE

1 · The Build–Measure–Learn loop
2 · Search before you scale
3 · The smallest version worth testing (MVP)
4 · Customer discovery
5 · Reading the signals (validation)
6 · Testing without a big-city market
7 · Where AI actually helps
8 · Everyday digital & the growth funnel
9 · Work in small, fast cycles
10 · The one-page experiment card

ACTIVITIES & RESOURCES

F1 · Discovery Conversations, 75 min
F2 · Strip It to the MVP, 60 min
F3 · AI in Practice, 60 min
S1 · Run a Cheap Test, 45 min
S2 · Your Experiment Card, 30 min
+ Case study · resources · templates

THE ENGINE

The Build–Measure–Learn loop

Every new idea starts as a guess. The Build–Measure–Learn loop is the engine that turns guesses into evidence, cheaply and fast: build the smallest thing that tests one guess, measure what real people do, and learn enough to decide your next move. Speed around the loop beats size every time.



The Build–Measure–Learn Loop

Turn a guess into evidence as fast and cheaply as you can, then go again.

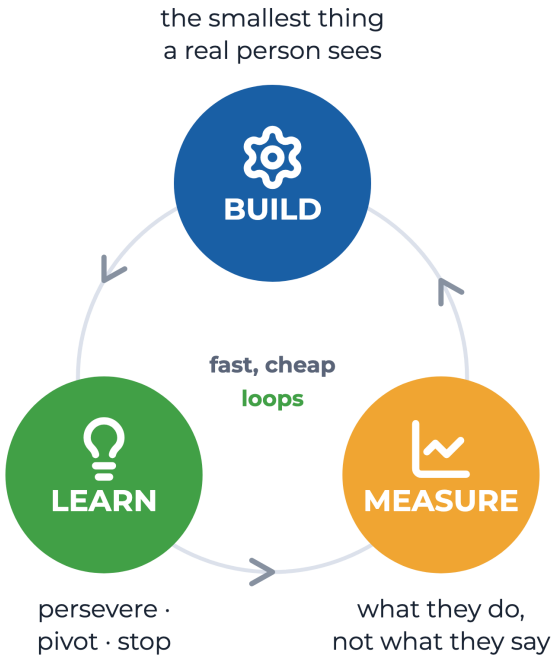

Speed beats size, a small loop run weekly out-learns a big launch.

Guess → evidence

The loop replaces "I think this will work" with "here's what actually happened." Each lap swaps a little opinion for a little proof.

Fast beats big

A small test this week teaches you more than a perfect plan you launch in six months. Optimise for how quickly you learn, not how much you build.

Turn your best guess into evidence, cheaply and fast, then let the evidence decide your next move.

TWO MODES

Search before you scale

A business has two modes, and mixing them up is expensive. In **search** mode you're still finding out what works, cheaply, with small experiments and pivots. In **execute** mode you've found something that works and you pour fuel on it. Scaling while you're still searching just helps you fail faster.



Search Before You Scale

Finish searching, with pivots, before you execute and build for real.

SEARCH

Discovery
who is the client, and what will they pay for?

Validation
will they actually buy, repeatably?

loop & pivot until it's a clear yes

→

EXECUTE

- **Create demand**
- **Build the business**
- **Scale, for real**

The expensive mistake: executing too early while the model is still an unproven guess.

Two different jobs

Searching rewards cheap experiments and quick changes. Executing rewards focus and consistency. Doing one when you need the other wastes everything.

Finish searching first

Only scale once you have real evidence people want it and will pay. Until then, stay in search mode, it's supposed to be messy.

Finish searching, with pivots and dead ends, before you execute. Never pour fuel on a guess.

START SMALL

The smallest version worth testing

The Minimum Viable Product isn't a cheap version of your dream, it's the smallest thing that tests whether people actually want it. Often it's not a product at all: a landing page, a manual service, a single pre-sale. The goal is maximum learning for minimum build.



The Smallest Version Worth Testing

The smallest real offer a client would pay for today, delivered by hand, no systems behind it.

HOW IDEAS DIE QUIETLY

Brand → Website → Pricing tiers → Full service → Launch...

...and nobody paid.

THIS WORKS

One client → One result → Small price → By hand → Evidence!

...each step earns the next.

Not smaller, sharper

An MVP strips away everything except the one thing that proves demand. If a feature doesn't help you learn, it doesn't belong in the test.

Do it by hand first

Before you automate or build, deliver the result manually to one real client. It's faster, cheaper, and teaches you what to build, if anything.

Don't build the whole studio. Sell one real result, to one real client, by hand, today.

THE HIGHEST-RETURN HABIT

Customer discovery, then iterate

The highest-return habit in this whole module is also the cheapest: talk to the people you want to serve, about their problem, not your idea. A few honest conversations will teach you more about what to build, and how to sell it, than months of guessing at your desk.



Customer Discovery

Talk to people about their problem, not your idea, then change the offer to fit.



Their problem, not your idea

Ask about their world, what they struggle with, what they've tried, what it costs them. The moment you pitch your idea, they turn polite and stop being useful.

Facts, not compliments

Dig for past behaviour and real money, not opinions about the future. “Would you use this?” is worthless; “what did you do last time?” is gold.

Talk to people about their problem, not your idea. A few honest conversations beat months of guessing.

CLIMB THE PROOF LADDER

The validation ladder

"Validated" isn't yes-or-no, it's a ladder of ever-stronger proof. A like is the flimsiest rung; an email sign-up is firmer; a pre-payment is strong; a repeat purchase is strongest. The higher you climb before committing real resources, the safer your bet, and how far you climb should match how much you're about to risk.



Reading the Signals

The further down, the more it costs them, so the more it means. Build toward money.

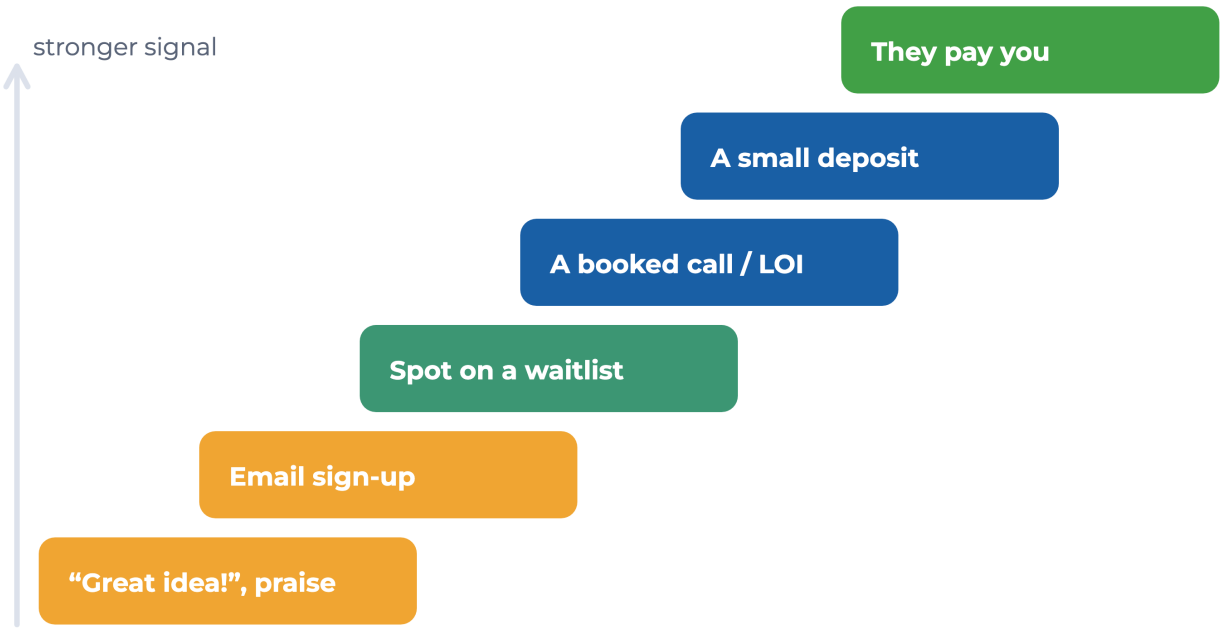

Behaviour beats words

Every rung up the ladder swaps talk for action, and action for money. What people *do*, and especially what they *pay*, is worth far more than what they say.

Climb before you commit

Match your proof to your risk. A tiny bet needs a low rung; quitting your job or spending your savings needs a high one, a pre-sale, not a compliment.

Validation is a ladder, not a yes. Climb from likes to sign-ups to payments, and match how high you climb to how much you're about to risk.

REACH PEOPLE ANYWHERE

Reaching people, city or not

You don't need a city or a big following to reach customers, you need the *right* channels for where you and they actually are. For young freelancers outside the big centres, that often means local networks, community groups, word of mouth and online platforms that erase distance entirely. The best channel is the one your specific customers already use.



Testing Without a Big-City Market

Where to find real signals in a regional or rural area.



Go where they already are

Don't build an audience from scratch if your customers already gather somewhere, a local group, a marketplace, a WhatsApp community. Meet them there instead.

Distance is optional now

Online channels let a freelancer in a small town serve clients anywhere. Your location limits you far less than which channels you choose to use.

Reach people through the channels they already use, local networks or global platforms, not the ones that merely sound impressive.

YOUR UNFAIR HELPER

Where AI actually helps a freelancer

AI won't run your business, but it can quietly do four jobs for a freelancer: draft (first versions of writing and ideas), summarise (turn long things short), research (gather and organise), and automate (repetitive admin). You keep the judgement, taste and final decision, AI just removes the blank page and the busywork.



Where AI Actually Helps a Freelancer

Delegate the draft, the admin and the research, keep judgement and the final call.

CREATE
drafts of posts, emails, proposals

UNDERSTAND
summarise reviews into insight

AUTOMATE
reply templates, tidy notes, admin

LEARN
new concepts explained simply

⚠ Never send what you haven't read · no private client data
check every fact · keep your own voice

A helper, not a boss

Let AI take the first draft and the admin; you keep taste, judgement and the final call. Never publish or send anything you haven't checked and made your own.

Two firm rules

Never trust its facts without checking, it invents confidently. And never paste a client's private data into a tool you don't control. AI drafts; you're responsible.

Let AI take the first draft and the admin, you keep judgement, taste and the final decision.

FIND THE LEAK

The growth funnel

Getting customers isn't one event, it's a funnel with five leaky stages: people find you (acquisition), try you (activation), come back (retention), tell others (referral), and pay (revenue). Growth isn't "get more leads", it's finding the one stage that leaks most and fixing that.



The Growth Funnel (AARRR)

Where do clients drop off? Track five stages, fix the leakiest one first.



Also called "Pirate Metrics." For a freelancer: don't chase more leads if the leak is retention.

Find the leak, not more leads

Pouring more people into a funnel that leaks at "come back" just wastes them faster. Fix the biggest drop-off before you chase more attention.

Referrals feed the top

A happy customer who tells others quietly refills the top of your funnel for free, which is why retention and referral matter as much as acquisition.

Don't chase more leads, find the leakiest stage of your funnel and fix that one first.

SHIP SMALL, SHIP OFTEN

Work in small cycles

You don't have to get everything right before you start. Working in small cycles, plan a little, do a little, review, adjust, means you're always shipping something real and learning from it, instead of disappearing for months to build a perfect thing that may miss. Small, frequent loops beat one big, late reveal.



Work in Small, Fast Cycles

A tiny goal, a little doing, something real, every single week.



Small loops, real feedback

Each short cycle ends with something you can show and learn from. You course-correct every week instead of discovering at the end that you were off.

Done beats perfect

A rough thing shipped and improved teaches you more than a perfect thing still in your head. Momentum and feedback compound; polish in private doesn't.

Work in small cycles, plan, do, review, adjust, so you're always shipping and learning, never disappearing for months.

TEST, DON'T GUESS

Run it like an experiment

Every uncertain decision can be run as a small experiment instead of a gamble. Write down your assumption, the test, and what result would prove you right or wrong, before you run it. Then let the outcome, not your hopes, decide. An experiment card turns "I think" into "we found out."



The One-Page Experiment Card

Fill it in before you test; let the number, not your hopes, decide what happens next.

EXPERIMENT CARD — one test · one number

1. **WE BELIEVE**
   [client] has [problem] and will pay for [our small offer]
2. **WE'LL TEST IT BY**
   the cheapest real test we can run
3. **WE'RE RIGHT IF**
   a clear number, e.g. 3 of 5 say yes, or 2 pay a deposit
4. **THEN WE'LL**
   persevere · pivot · stop

Decide the rule first

Name the pass/fail line *before* you run the test, or you'll rationalise whatever happens into a "yes." The honesty is in setting the bar in advance.

Small, fast, cheap

A good experiment risks little and answers quickly. If a test is expensive or slow, shrink it until you can run it this week without much at stake.

Turn decisions into experiments: write the assumption, the test, and the pass/fail line before you run it, then let the result decide.

FACILITATOR-LED

F1 • Discovery Conversations

75 min

Role-play & planning

BASED ON

Sub-chapter 4 · Customer discovery & iteration.

BY THE END, PARTICIPANTS CAN

Run a problem-first interview without pitching, and plan five real discovery conversations to hold this week.

Step by step

1. **Frame it** · 10 min
   Explain the goal: understand the problem, don't sell. Money follows understanding.
2. **Demo** · 10 min
   Role-play a pitchy conversation, then a listening one. Ask the group to spot the difference.
3. **Practice in pairs** · 20 min
   A plays a potential client; B interviews using the prompt cards, questions only, no pitching. Then swap.
4. **Debrief** · 10 min
   What was hardest? (Usually: resisting the urge to pitch.)
5. **Plan real conversations** · 20 min
   Each person lists five real people in their niche and how they'll reach them.
6. **Commit** · 5 min
   Everyone commits to holding at least one real conversation before the next session.

THE FRAMEWORK

Talk about their problem, not your idea, questions only in round one.

→ See the full diagram

MATERIALS

Printed interview prompt cards ("What's the hardest part of...?"); a planning sheet for listing five people.

FACILITATOR PREP

Print prompt cards and planning sheets. Read sub-chapter 4. Be ready to role-play both a bad (pitchy) and a good (listening) conversation yourself.

Facilitator tips

The pitch reflex is universal, enforce "questions only" in round one. For shy learners, give a full written script. For migrant and Roma youth, conversations can happen in their community and first language, their networks are a real discovery channel, not a limitation.

→ What can I do next?

Hold one real discovery conversation this week and write down the exact words the person used about their problem.

Reflection & Youthpass

What did I hear from a real person that I could not have guessed alone? **Youthpass:** Communication + entrepreneurship, "I can learn from a real customer instead of guessing."

★ Expert extension

These conversations are the Discovery stage. Don't jump to selling or scaling until Discovery and Validation are done, and be ready to pivot if the evidence tells you to.

FACILITATOR-LED

F2 • Strip It to the MVP

60 min

Hands-on exercise

BASED ON

Sub-chapter 3 · Minimum Viable Product.

BY THE END, PARTICIPANTS CAN

Cut a 'dream service' down to the smallest payable version and define one real client they could offer it to this month.

Step by step

1. **Frame it** · 5 min
   An MVP is the smallest thing a client pays for today, delivered by hand, no systems yet.
2. **Brain-dump** · 10 min
   Write out your full 'dream service' with everything you imagine it including.
3. **Strike it out** · 15 min
   Cross out everything not needed to deliver one valuable result to one client this month.
4. **Define the MVP** · 15 min
   Write: the one result, the one client, the one (even small) price, delivered by hand.
5. **Pair check** · 10 min
   A partner asks: "could someone pay for just this, today?" Adjust until the answer is yes.
6. **Close** · 5 min
   Each person states their MVP in one sentence.

THE FRAMEWORK

The smallest thing a client pays for today, by hand, no systems.

→ See the full diagram

MATERIALS

Paper and pens; the "not this / this" MVP handout for reference.

FACILITATOR PREP

Print the MVP handout. Read sub-chapter 3. Have a relatable example of an over-built idea ready (e.g. someone who spent months on a brand before a single sale).

Facilitator tips

Learners over-build out of perfectionism. Celebrate the shortest list. For creatives, the urge to make it beautiful is strong, remind them: deliver by hand, no brand or website yet. Reassure NEET/first-time learners that 'by hand, small price' is exactly right.

→ What can I do next?

Offer your MVP to one real person this week, not a friend being polite, a genuine potential client.

Reflection & Youthpass

What was I about to build that I didn't actually need? **Youthpass:** Entrepreneurship, "I can find the smallest valuable version of my idea."

FACILITATOR-LED

F3 • AI in Practice

60 min

Demo & hands-on

BASED ON

Sub-chapter 7 · AI tools for freelancers.

BY THE END, PARTICIPANTS CAN

Use AI for a content draft, a customer-insight summary and a small automation, and apply the responsible-use rules.

Step by step

1. **Frame it** · 5 min
   AI is a confident intern: fast and helpful, but you're the boss who checks the work.
2. **Demo 'Create'** · 10 min
   Together, draft a client email or post from a short prompt, then critique and edit it as a group.
3. **Demo 'Understand'** · 10 min
   Paste the sample reviews and have AI summarise them into a simple client persona.
4. **Demo 'Automate'** · 10 min
   Create a reusable reply template or tidy a block of messy notes.
5. **Responsible-use rules** · 10 min
   Never send what you haven't read · no private client data · check facts · keep your own voice.
6. **Hands-on + close** · 15 min
   Each learner tries one task on their own offer, then shares one thing AI saved time on.

THE FRAMEWORK

Create · Understand · Automate · Learn, you always check the work.

→ See the full diagram

MATERIALS

A device or phone per learner with a free AI chat tool; the AI-tools map; a short block of sample customer reviews to summarise.

FACILITATOR PREP

Make sure everyone can access a free AI tool. Prepare and test the prompts yourself beforehand. Have the sample reviews ready to paste.

Facilitator tips

For low digital confidence, pair learners with a more confident peer and go slowly. Stress privacy around client data, make this rule non-negotiable. For non-native speakers, AI can help draft in a second language, but it must be checked, not trusted blindly.

→ What can I do next?

Use AI for one real task this week, a draft, a summary or an automation, and edit it into your own voice before using it.

Reflection & Youthpass

Where did AI genuinely help, and where did my own judgement matter most? **Youthpass:** Digital competence, "I can use AI tools practically and responsibly in my work."

SELF-DIRECTED · ~45 min + run time · Mini-mission

S1 • Run a Cheap Test

Not all 'yes' is equal. Chase the signals that cost the other person something, a deposit, a booking, a payment.

1. **Pick one assumption**
   e.g. "people will pay €X for Y".
2. **Choose the cheapest real test**
   offer it to five people · a small pre-sale · a simple message · a basic landing note.
3. **Decide your signal in advance**
   what exactly counts as a 'yes'? (money > committed time > email > praise)
4. **Run it and record**
   write down what people actually did, not what they politely said.



→ Next

Based on the signal, decide: persevere, pivot or stop. Then plan your next small loop.

✎ Your workings

Reflection & Youthpass

Did I get real commitment, or just praise? Is my success number honest, or did I set it low to protect my idea?

SELF-DIRECTED · ~30 min · Planning exercise

S2 • Your Experiment Card

Before you test, write it down. Afterwards, the card, not your hopes, tells you what to do next.

1. **We believe...**
   [client] has [problem] and will pay for [our small offer].
2. **We'll test it by...**
   the cheapest real test you can run.
3. **We're right if...**
   a clear number: e.g. 3 of 5 say yes, or 2 pay a deposit in a week.
4. **Then we'll...**
   persevere · pivot · stop, and add a date to run it by.



→ Next

Print the experiment card, run the test by your date, then fill in what happened and make the call.

✎ Your workings

Reflection & Youthpass

Did I get real commitment, or just praise? Is my success number honest, or did I set it low to protect my idea? **Youthpass:** "I can test an idea cheaply, read the evidence honestly, and decide what to do next."

CASE STUDY

Buffer: two pages before a product

Joel Gascoigne had an idea for a tool to schedule social-media posts. The obvious move was to spend months building it. Instead, in 2010, he did something far cheaper, he **tested whether anyone actually wanted it, before writing the real product**.

He built a tiny two-page website. The first page explained the idea and had a **"Plans & Pricing"** button. Anyone who clicked it, signalling they might *pay*, landed on a second page that said, honestly, "not quite ready yet," with a box to leave their email. That click was his signal: not praise, but a real step toward money.

Enough people clicked through and left their emails that Joel knew the demand was real. Only **then** did he build a minimum version and go back to those exact people. He had his first paying customers within weeks, and Buffer grew into a company used by millions, still without ever building on a guess.

Joel Gascoigne / Buffer. Sources: buffer.com · failory.com. Facilitator tip: pair it with a **local** freelancer's cheap test from your own community.



THE MODULE 2 IDEAS IN THIS STORY

- **Test before you build (MVP) →**
- **Reading the signal, a click toward paying →**
- **Build–Measure–Learn →**
- **The experiment card →**

What you can borrow, at any size

1. **Fake the offer first.** A one-page site or a simple message can test demand before you build anything.
2. **Make the signal cost something.** A pricing click, a deposit or an email beats a polite "great idea".
3. **Only build after the yes.** Go back to the exact people who signalled, they are your first customers.

He didn't build first and hope. He tested demand with two pages, then built only what people had already reached for.

GO DEEPER

Resource library

Everything to go further with Module 2. The **printable templates are built into this booklet** (next pages) and also at shift.elnlab.eu/resources.

SHIFT printable templates

- Experiment Card · S2 ↗
- Discovery Interview Guide · F1 ↗
- "Not this / this" MVP handout · F2 ↗
- AI-tools map · F3 ↗

Frameworks & further reading

- The Lean Startup, Eric Ries
- Customer Development, Steve Blank
- "Idea to paying customers in 7 weeks", Buffer
- The Mom Test, Rob Fitzpatrick (discovery)

Everyday digital tools (free tiers)

- Book, calendly / cal.com
- Get paid, sumup / wise / revolut
- Simple site, carrd.co / a Google form
- Talk to customers, WhatsApp Business

Free AI tools by job

- Create drafts, a free AI chat tool
- Understand, summarise reviews & feedback
- Automate, templates, tidy notes
- ⚠ Never paste private client data

Watch & listen (free)

- The Lean Startup, Eric Ries (talk)
- Steve Blank, Customer Development
- Buffer, the validation story

Case study

The "test before you build" story on the previous page, Buffer by Joel Gascoigne, pairs well with a local freelancer who ran a cheap test in your own community.

PRINTABLE TEMPLATE · 1 OF 4

Experiment Card

The tool for self-directed activity **S2 · Your Experiment Card**. Print several, you'll run many tests, not one.

Experiment Card

SHIFT · print & fill

Fill it in BEFORE you test. Print several, you'll run many experiments.

1 · We believe that...
which client · which problem · what they'll pay for

2 · We'll test it by...
the cheapest real test you can run

3 · We're right if...
a clear number decided in advance (e.g. 3 of 5 say yes)

4 · Then we'll... persevere · pivot · stop
circle one, based on the number

Run the test by: ___ / ___ / ___ Result: _____

1. **Decide the number first**, the pass/fail bar, before you test. It stops wishful thinking.
2. **Keep it small, cheap and real**, the fastest honest signal, not a perfect launch.
3. **Chase money over praise**, money > committed time > email > a polite "great idea".

Before you test, write it down. After you test, the card, not your hopes, decides what happens next.

PRINTABLE TEMPLATE · 2 OF 4

Discovery Interview Guide

The material for facilitator activity **F1 · Discovery Conversations**. Ask about their problem, questions only, no pitch.

Discovery Interview Guide

SHIFT · print & fill

Ask about their problem, not your idea. Questions only in round one; make no offer.

Prompt questions (ask, then be quiet and listen)

1. **"What's the hardest part of ...?"**
2. **"Tell me about the last time you dealt with this."**
3. **"What have you tried so far? How did it go?"**
4. **"How much time / money does this cost you?"**

Five real people I'll talk to this week, and how I'll reach them

1. _____
2. _____
3. _____
4. _____
5. _____

1. **Ask, then be quiet.** The client's real words about their problem are the gold.
2. **No offer in round one.** Resist the pitch reflex, you're collecting evidence, not selling.
3. **Five real people** beat a hundred guesses. Plan who, and how you'll reach them.

Talk to people about their problem, not your idea, and write down the exact words they use.

PRINTABLE HANDOUT · 3 OF 4

The MVP Handout, “not this / this”

A keep-able reference for **F2 · Strip It to the MVP**. Print it and pin it up while you cut your dream service down.

The Smallest Version Worth Testing

The smallest real offer a client would pay for today, delivered by hand, no systems behind it.

HOW IDEAS DIE QUIETLY

Brand → Website → Pricing tiers → Full service → Launch...

...and nobody paid.

THIS WORKS

One client → One result → Small price → By hand → Evidence!

...each step earns the next.

1. **Shortest list wins.** You're finding the single most valuable slice, not a smaller dream.
2. **Delivered by hand.** No brand, no website, no systems, those are earned later.
3. **One real, even small, price.** If someone would pay for just this, today, it's an MVP.

Don't build the whole studio. Sell one real result, to one real client, by hand, today.

PRINTABLE HANDOUT · 4 OF 4

The AI-Tools Map

A keep-able reference for **F3 · AI in Practice**. Four jobs to delegate to AI, with the rules that keep you in charge.

Where AI Actually Helps a Freelancer

Delegate the draft, the admin and the research, keep judgement and the final call.

CREATE	UNDERSTAND	AUTOMATE	LEARN
drafts of posts, emails, proposals	summarise reviews into insight	reply templates, tidy notes, admin	new concepts explained simply

⚠ Never send what you haven't read · no private client data
check every fact · keep your own voice

1. **AI drafts, you decide.** Read and edit everything before it leaves your hands.
2. **No private client data** in tools you don't control, this rule is non-negotiable.
3. **Keep your own voice.** Use AI to start, then make it sound like you.

AI is a confident intern, fast and helpful, but you are the boss who checks the work.